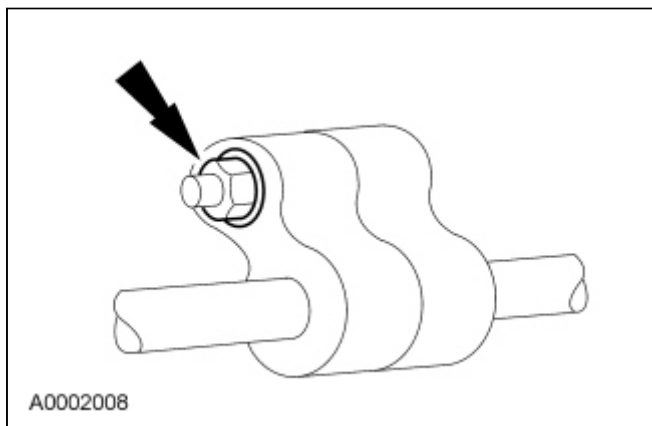


## Air Conditioning Line (Peanut) Fitting

### Disconnect

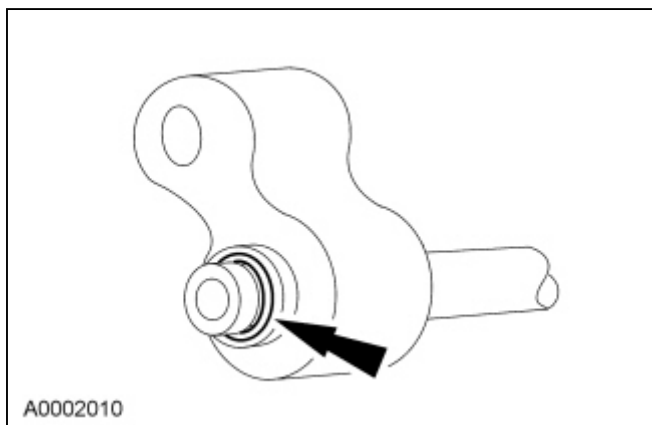
1. **NOTICE:** Support the female fitting with a wrench to prevent the tubes from twisting.

Remove the nut and separate the 2 halves of the peanut fitting.



2. **NOTICE:** Do not use metal tools to remove the O-ring seal. They can cause axial scratches across the O-ring seal groove, resulting in refrigerant leaks.

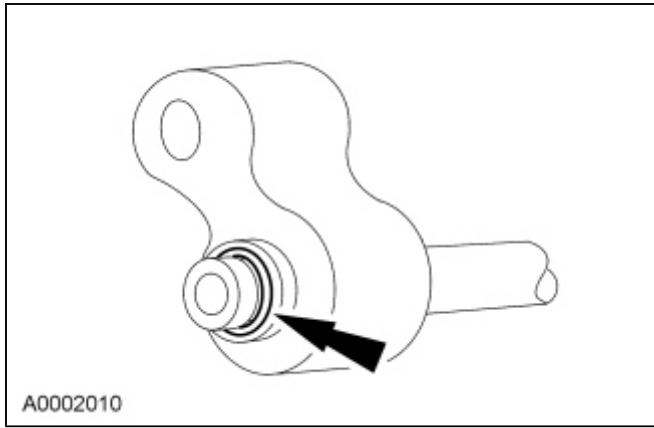
Remove the O-ring seal with a non-metallic tool.



### Connect

1. Clean all dirt or foreign material from the fittings.
2. **NOTICE:** Use only the new O-ring seals. The use of any O-ring seals other than those specified in the Ford Catalog Advantage™ or equivalent may result in intermittent leakage during vehicle operation.

Install the O-ring seal.



3. **NOTE:** When correctly assembled, the male and female fittings should be flush.

Assemble the male and female fittings together.

